

# **Boston Pride Parade**

# **ORIENTATION 2015**



[parade@bostonpride.org](mailto:parade@bostonpride.org)

[www.bostonpride.org](http://www.bostonpride.org)



# Pride Week Overview

- **45<sup>st</sup> Annual Boston Pride Week**
- **Dates:** Friday, June 5<sup>th</sup> to Sunday, June 14<sup>h</sup>
- **Theme:**

**45th Anniversary – #WickedProud**



# Pride Week Calendar

**Date**

**Event**

**Venue**

Fri. June 5<sup>th</sup>

**Flag Raising**

City Hall Plaza

Sat. June 6<sup>st</sup>

**Pride Day at Faneuil Hall**

Faneuil Hall

Mon. June 8<sup>th</sup>

**Human Rights Forum**

Boston Public Library

Wed. June 10<sup>th</sup>

**Pride Diplomatic Reception**

TBD

Thurs. June 11<sup>th</sup>

**Queeraoke**

Midway Cafe

Fri. June 12<sup>th</sup>

**Pride Night at Fenway**

Fenway Park

Sat. June 13<sup>h</sup>

**Parade**

**Festival**

Copley Sq. to City Hall Plaza

**Youth Dance**

Boston City Hall

Sun. June 14<sup>th</sup>

**Block Parties- Back Bay and JP**

St. James St / Perkins St

Don't forget our online calendars!



# Boston Pride Parade

## General Information



# Boston Pride Parade

- Saturday June 13<sup>h</sup> – 6am to 4pm
- **RAIN or SHINE** ... bring sunscreen and water!
- Support of the City and Neighborhood Associations
- Expected participation: 25,000 marchers
- Expected attendance: 1M people
- The largest and safest annual parade in Boston New-England!



# Boston Pride Parade

- Dress for the weather
- Route is 2.27 miles long. Fairly flat except for hill on Beacon Street!
- TV cameras will be stationed on the intersection of Boylston Street/Charles Street
- Handicap trolley will be available for those wishing to participate but physically unable to march

**Parade Destaging**

**Breakdown on New Sudbury St**

**Parade Staging Area**

**Setup on  
Boylston St  
Between  
Dartmouth St &  
Hereford St.**

**Boston Pride Parade**

**Parade Route**  
Clarendon St  
Tremont St  
Berkeley St  
Boylston St  
Charles St  
Beacon St

**Check-In Tent**

**Volunteer Tent**

**Portable Toilets**







# Day Schedule

- **6 am** – Parade Staff arrive on premises
- **7:30-10:00am** – Floats and Vehicles check-in and setup
- **9 am** – Floats and Vehicles inspection starts
- **10-11am** – Marching groups check-in and setup
- **11am** – Check-in ends - **NO EXCEPTIONS!**
- **12 noon**– Parade starts





# **Boston Pride Parade**

# **Group Marshal Responsibilities**




# Responsibilities of a Group Marshal

- Be the point of contact between Parade Staff and your group/organization before and on the day of the Parade
- Report to the check-in table at your assigned time
- Wear your credentials at all times
- Coordinate your group to its assigned location
- Convey instructions from the Parade Staff and the Boston Police Department to all your group members
- If you see something, say something. Report any and all issues to Parade Staff

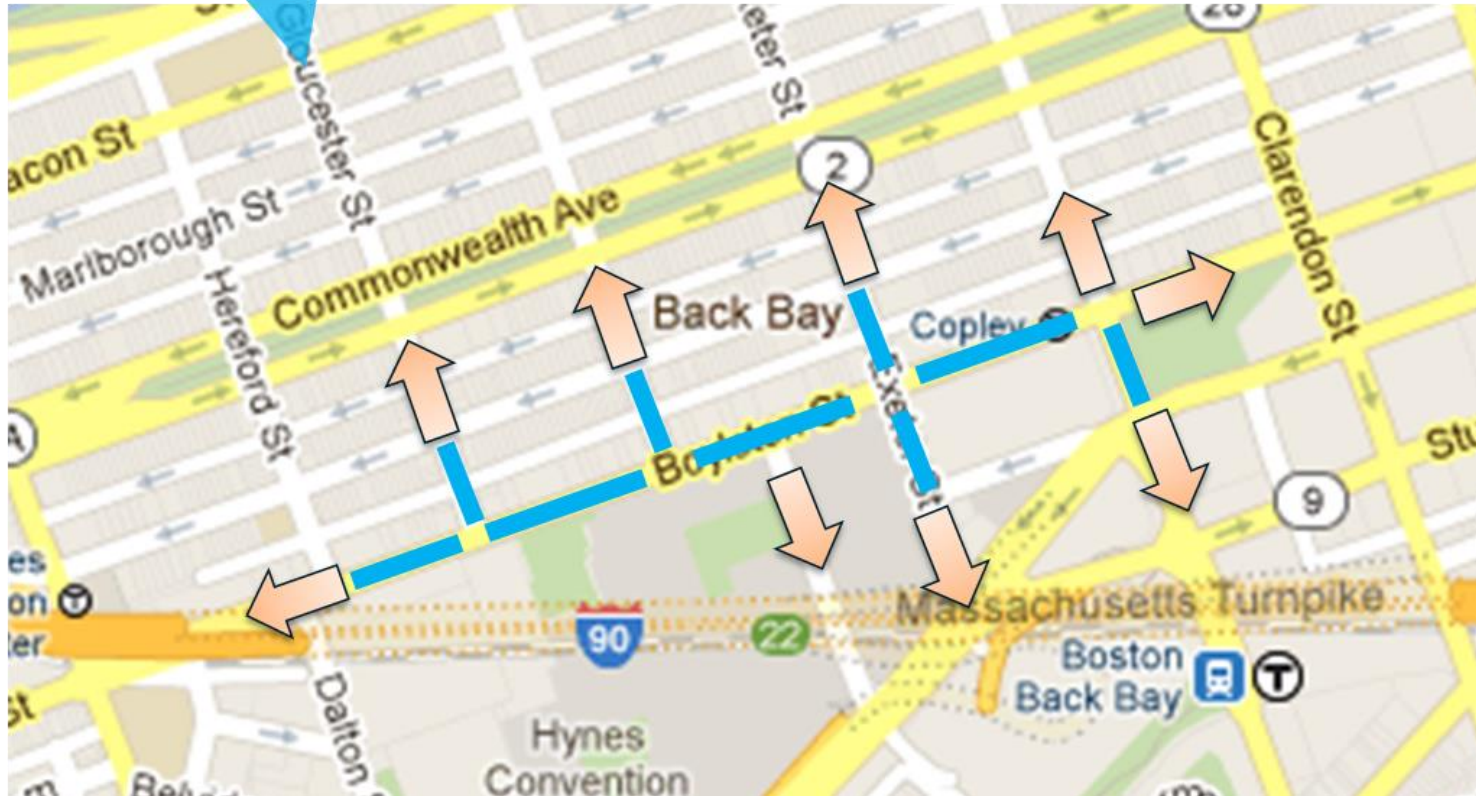


# Responsibilities of a Group Marshal (cont.)

Setup in Copley



Emergency Egress





# Responsibilities of a Group Marshal (cont.)

- Make sure that your vehicle/float is in place by 10:00 am
- Make sure that your marching group is in place by 11:00 am
- Keep the pace of the parade to avoid any gap
- Make sure the path is cleared in front of your vehicle and help Parade Staff keep the crowd from the route
- Due to our staging location, no amplified sound will be allowed before 11:30 am. No amplified sound beyond a quick sound check will be allowed at all before the Parade begins. Please be considerate!!



# Boston Pride Parade

## Check-In



# Check-in

## For Everyone

- Check-in opens at 7:30am at the corner of Boylston and Dartmouth streets.
- You must arrive at the time and section location designated in the e-mail you will receive before the Parade.
- If you do not arrive on time, you will not be permitted to march, and your registration fee will not be returned.
- Staging area will be divided into 9-10 sections (A, AA, B-I)



# Check-in

## For Everyone

- Groups with vehicles and floats: between 7:30 – 10am.
- Groups with marchers only: between 10 - 11am.
- You will receive 2 lanyards with credentials for the Marshals of your group. Groups with vehicles/floats will also receive a placard.
- Lanyards with credentials must be worn at all times before and during the Parade.





# Check-in

## For Groups with Vehicles/ Floats

- Vehicle must enter the staging area by coming up Boylston Street from Massachusetts Avenue.
- Upon arrival, line-up your vehicle/ float in the assigned space within your section. Volunteers will be at each section to help you with the staging.
- Once you have parked at the assigned space, at least one Marshal AND the driver(s) must check-in at the registration table.



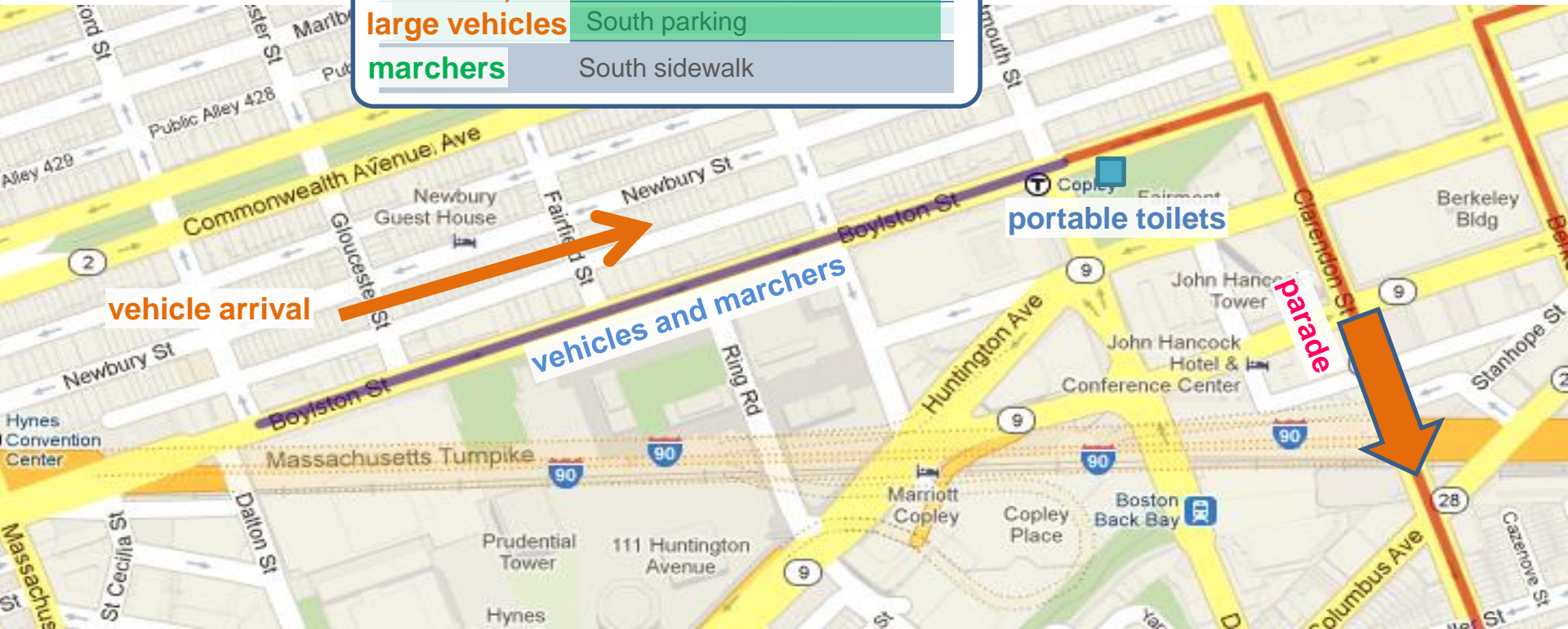
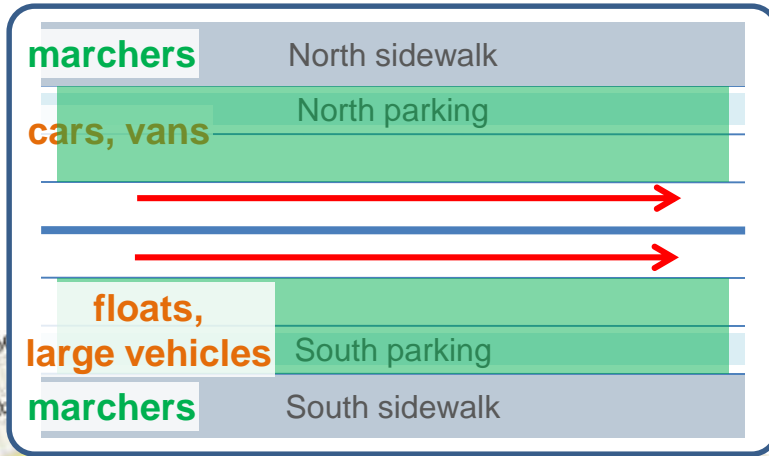
# Check-in

## For Groups with Vehicles/ Floats

- All drivers must present a valid driver's license at the registration table.
- You may not move your vehicle/ float again until the Parade starts, and at least one driver must remain with the vehicle at all times until the Parade starts.
- Vehicles /floats left unattended will be towed
- Driver (s) must be present during vehicle inspections



# Parade Staging Area





# **Boston Pride Parade**

## **Staging for Groups (Non-Vehicle)**



# Group Staging

- All groups must be at their assigned locations by 11 am.
- Groups will be assigned locations on both sides of Boylston street (sidewalks)
- Do not change location with another group
- Make sure that your section leader is aware your group is staged.



# **Boston Pride Parade**

## **Staging for Vehicles/Floats**



# Vehicle/ Float Staging

- All vehicles (floats, cars, vans, buses, trolleys, motorcycles, pedicabs etc...) must be in place by 10am for inspection by the Boston Police Department.
- Vehicles that do not pass the inspection will be removed – and we cannot override a Police decision!
- Make sure to convey the following inspection criteria to all drivers and float builders!
- Inspection Criteria are available on [www.BostonPride.org](http://www.BostonPride.org) for everyone to download.





# Vehicle Inspections

## ***GENERAL CRITERIA***

- No hazardous material
- No cylinders of any type
- No containers of any type of gases or fuels
- No gasoline powered generators
- No throwing of candy, beads or any other material from any vehicle in the parade



# Vehicle Inspections

## DRIVERS

- **All drivers must have in possession:**
  - Valid driver's license
  - Registration for the vehicle they are operating.
- **All CDL drivers must:**
  - Be in compliance with the **FMCSA** (Federal Motor Carrier Safety Act)
  - Have a current **Medical Card** in possession.
- **The DRIVER is legally responsible for the actions of persons on vehicles and floats**



# Vehicles Inspection

## VEHICLES/ FLOATS

- **ALL CDL** vehicles must be in compliance with **FMCSA**
- **ALL** vehicles, trailers and floats must:
  - be properly registered
  - have a valid state inspection
  - have working brake lights & turn signals
  - must have properly functioning brakes, including air brakes
- **ALL** floats & trailers must use safety chains
- **ALL** props on floats & trailers must be properly secured, braced or tied down to prevent movement



# Vehicles Inspection

## VEHICLES/ FLOATS

- **ALL** floats & trailers must provide adequate safety measures for all riders to prevent falling from platforms. Hand holds for each rider. **NO GOING OFF AND ON TRUCK BEDS or FLOATS!**
- **NO** vehicles/floats with
  - defective tires
  - suspension defects
  - visible fuel leaks



# Vehicles Inspection

- **NO** oversize floats or vehicles
- Only single trailer/float units
- **Size restrictions:**
  - Maximum width = 102” (8.5 feet)
  - Maximum length= 30 feet
  - Maximum height = 13’6” (includes the standees on the float or trailer)



# Vehicles Inspection

## VEHICLES

- **NO:**
  - overweight vehicles
  - overloaded vehicles
  - **alcohol on vehicles or floats**
  - staging to be built on trailer bed unless load conforms to State & Federal **Safety** Regulations.
  - **NO MUSIC OR NOISE EMANATION WITHIN STAGING AREA**



# Boston Pride Parade

## En-Route and De-staging





# En-Route

- Everyone must stay in order!
- No passing, no stopping, no reversing!
- Ensure a cleared path in front of vehicles and help Parade Staff keep the crowd from the route
- In case of mechanical or other problems, vehicle/float must be pulled off on the right side of the street and Parade Staff immediately notified
- No stopping to perform
- If someone from group is pulled for interview or photo shot, remaining members must continue on



# En-Route

- How to avoid gaps:
  - Make sure the path is cleared at corners
  - Do not slow down before a corner
  - Do not rush after a corner
- **Do not throw items out to the crowd. Hand them off to group members who will hand them out to the group**



# Parade Destaging

- All marchers must go right into the Festival
- All vehicles/floats must turn on New Sudbury St
- People in/on vehicle/float must stay on them until vehicle/float is parked
- Must keep pace all the way into City Hall Plaza





# Parade Rules

## or how to be removed...

- No nudity.
- No alcoholic beverages (open or closed containers).
- No stopping at any time during the Parade route.
- No throwing of items into the crowd (handing out items is ok).
- No amplified sound prior to the parade beginning.
- No revving motorcycles when crowd is close to you.
- No solicitations for donations.
- All participants must follow directions given by Parade Staff and Police.
- All vehicles must pass the Inspection by the Boston Police Department.
- No stopping for photography / group photo / press - no matter who asks!!
- No stopping to do performances: if you want to perform, you must discuss it with the parade coordinator, and keep up the pace!!
- Don't point water guns at Police officers and other officials.
- Don't hold signs, banners with another group's name!
- Don't assume anything! Parade Staff is there to help, please ask us!



# Parade Awards

- There are three categories:

**Best Float**

**Best Marching Group**

**Best Adaptation of the Theme**

- Award winners will be announced by late summer
- If you want to win:
  - Decorate your contingent! Float, vehicle, marchers!
  - Dance, sing, clap, dare to express yourself!
  - Embody our theme:

**45th Anniversary – #WickedProud**



# Questions?

- Don't be shy, all questions are valid!
- Chances are, your questions also apply to other groups!
- Feel free to send your questions also *via* email to:  
[parade@bostonpride.org](mailto:parade@bostonpride.org)
- A couple of points:
  - Helmets for motorcycles
  - Insurance is required
  - Closest T stations
  - Where to park?
  - Pedi-cabs must be registered
  - Float vs. Not-a-Float
  - Rules and Regulations from Registration Form



# Thank You!

# Happy Pride 2015!!

[www.BostonPride.org](http://www.BostonPride.org)  
[parade@bostonpride.org](mailto:parade@bostonpride.org)



# Code of Conduct

When planning your contingent, please consider the diversity of the community and audience at the event. People participate in Boston Pride for many reasons: to celebrate, to make a political statement, to have fun, to showcase their business or group, to include family members, and to show support. The Boston Pride Committee respects everyone's right to express themselves as they choose. The Boston Pride Committee is not a law enforcement agency and does not participate as a law enforcement agency. The Boston Pride Committee does not endorse or encourage illegal behavior by anyone participating in or attending the event. Additionally, the Boston Pride Committee does not support any form of homophobia or attempt to censor freedom of speech or freedom of expression so long as it does not infringe on the rights of others. The Boston Pride Committee is the event permit holder for this event and reserves the right to deny participation and/or registration of any group or individual who may be considered unacceptable to participate by the rules of such permit and the community. The Boston Pride Committee will abide by all Massachusetts laws governing public decency. Any individual or group who violates these laws may be removed from the event by the City of Boston and the Boston Pride Committee.





# Back Up Slides

## Float vs. Not-a-Float

# What's a Float?

- It is a vehicle that includes a flatbed platform, or that pulls a flat trailer.
- It is decorated profusely and has people on it.
- Examples:





# These are not Floats!

