

Boston Pride Parade

ORIENTATION 2013



parade@bostonpride.org
www.bostonpride.org



Historical Timeline

April 1970	In the spirit of Stonewall and as part of a Vietnam War protest, 20 gay demonstrators marched from Cambridge Common to Boston Common.
June 26th 1971	Boston holds its first official Pride March with 4 major stops where various basic demands were presented.
1978	The March is renamed the New England Lesbian and Gay Pride Parade with 5,000 in attendance.
1984	The first Boston Lesbian and Gay Pride Festival is held, charging \$1 for admission.
1987	The Pride flag-raising at City Hall marks the first time such a flag is flown over a municipal building.
1993	The Parade route is altered to wind through the South End as attendance breaks 100,000 for the first time.
1995	The first Youth Pride March is held in May and the first Dyke March, organized by the Lesbian Avengers, takes place the morning of Pride.
1999	The New Boston Pride Committee is formed.
2000	“It’s the one day everybody can come out and express themselves and be gay. Everybody has a great time. If you want to be crazy, you can do that, and everybody accepts everybody else.”- Beantown Softball League Member
May 17th 2004	Same-sex marriage becomes legal in Massachusetts.
June 2008	Boston Pride is the first Pride to go Green, starting its Green Initiative.
2009	HB 1728, a bill that would add gender identity and expression to the Massachusetts’ anti-discrimination and anti-hate crimes laws is introduced in the House.
June 2010	Boston Pride is 40!
Oct 2012	Boston Pride hosts the first International Gay Conference in Boston!



Pride Week Overview

- **43st Annual Boston Pride Week**
- **Dates:** Friday, May 31st to Sunday, June 9th
- **Theme:**

Moving Forward Proud, Strong, United



Pride Week Calendar

Date

Event

Venue

Fri. May 31st

Flag Raising

City Hall Plaza

Sat. June 1st

Pride Day at Faneuil Hall

Faneuil Hall

Sun. June 2th

Mon. June 3th

Royal Pageant

Machine

Tue. June 4th

Wed. June 5th

Political Forum

Boston Public Library

Fri. June 7th

Boston Common

Sat. June 8th

Parade

Festival

Copley Square to City Hall Plaza

Youth Dance

Boston City Hall

Sun. June 9th

Block Parties- Back Bay and JP

St. James St / Perkins St

Don't forget our online calendars!



Boston Pride Parade

- Saturday June 8th – 6am to 4pm
- **RAIN or SHINE** ... bring sunscreen and water!
- Support of the City and Neighborhood Associations
- Expected participation: 15,000 marchers
- Expected attendance: 1M people
- The largest and safest parade in New-England!
- **It's YOUR Parade!**



B.L.U.F.

(Bottom Line Up Front)

- Marshals = interface between your group and Parade Staff
- Objective = ensuring safety of all participants and flow of Parade
- Timeline
 - Marshal Orientation Meetings (May)
 - Registration Review (May/June – week 1)
 - Line-up and check-in time assignments (June – week 2)
 - Group check-in and staging (day of – morning)
 - Debriefing (June – week 4)



Responsibilities of a Group Marshal

- Be the point of contact between Parade Staff and your group/organization before and on the day of the Parade
- Report to the check-in table at your assigned time
- Wear your credentials at all times
- Make sure that your vehicle/float is in place by 10:00 am
- Make sure that your marching group is in place by 11:00 am
- Coordinate your group to its assigned location
- Convey instructions from the Parade Staff and the Boston Police Department to all your group members
- Keep the pace of the parade to avoid any gap
- Make sure the path is cleared in front of your vehicles
- Report issues to Parade Staff



Day Schedule

- **6am** – Parade Staff arrive on premises
- **7:30-10am** – Floats and Vehicles check-in and setup
- **10am** – Floats and Vehicles inspection starts
- **10-11am** – Marching groups check-in and setup
- **11am** – Check-in ends - **NO EXCEPTIONS!**
- **12noon** – A minute of silence is observed
- **12:01pm** – Parade starts

- Due to our staging location, no amplified sound will be allowed before 11:30am. No amplified sound beyond a quick sound check will be allowed at all before the Parade begins. Please be considerate!!

Parade Destaging

Parade Staging Area

Breakdown on Cambridge Street

**Setup on
Boylston St
Between
Dartmouth St &
Hereford St.**

Boston Pride Parade

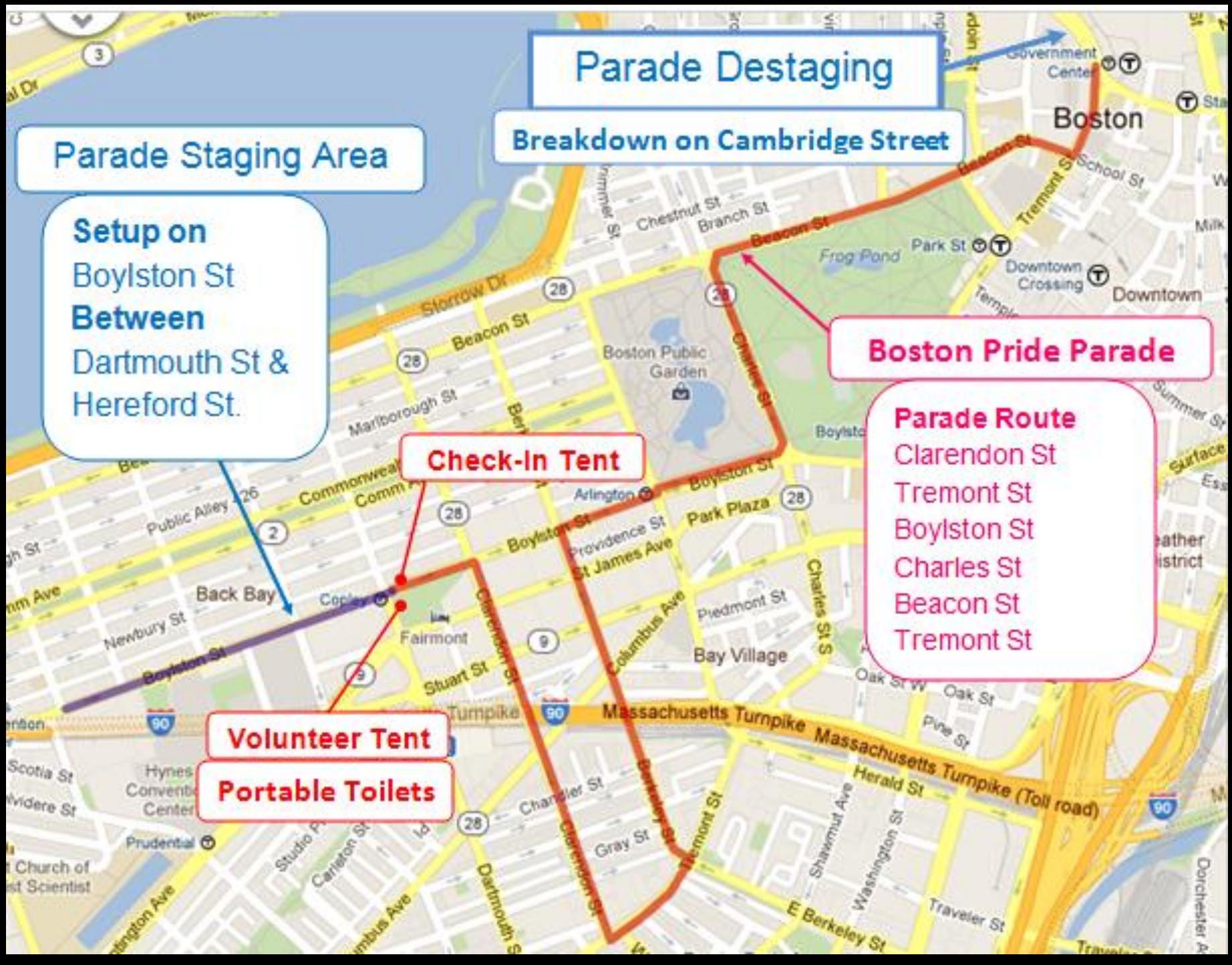
Parade Route

Clarendon St
Tremont St
Boylston St
Charles St
Beacon St
Tremont St

Check-In Tent

Volunteer Tent

Portable Toilets





Check-in

For Everyone

- Check-in opens at 7:30am at the corner of Boylston and Dartmouth streets.
- You must arrive at the time and section location designated in the e-mail you will receive before the Parade.
- If you do not arrive on time, you will not be permitted to march, and your registration fee will not be returned.
- Groups with vehicles and floats: between 7:30 and 10am.
- Groups with marchers only: between 10:00 and 11am.
- You will receive 2 lanyards with credentials for the Marshals of your group. Groups with vehicles/floats will also receive a placard.
- Lanyards with credentials must be worn at all times before and during the Parade.



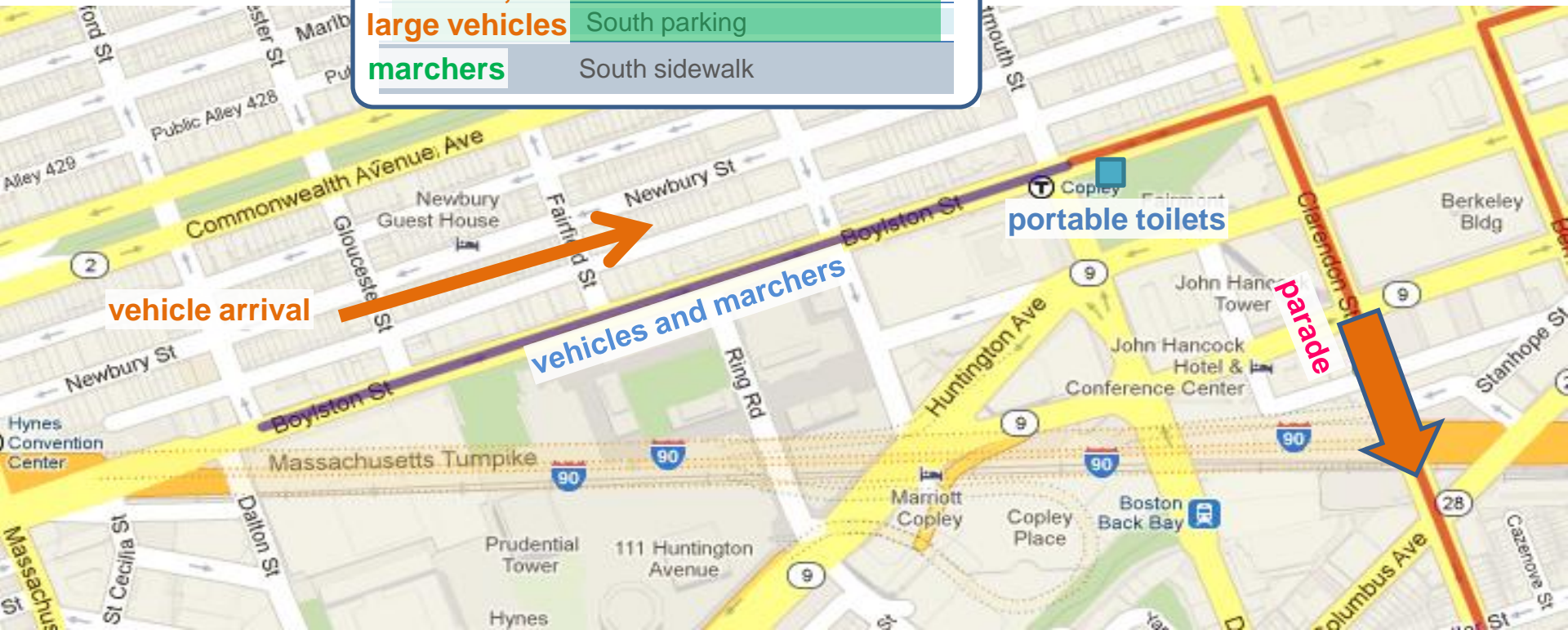
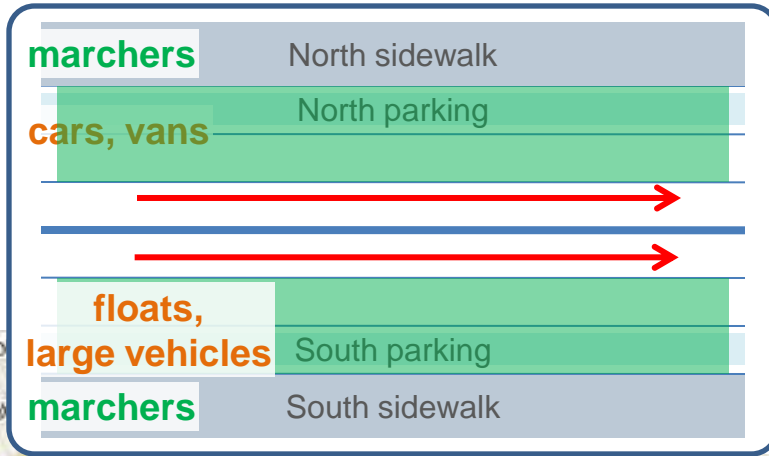
Check-in

For Groups with Vehicles

- Vehicle must enter the staging area by coming up Boylston Street from Massachusetts Avenue.
- Upon arrival, line-up your vehicle in the assigned space within your section. Volunteers will be at each section to help you with the staging.
- Once you have parked at the assigned space, at least one Marshal AND the driver(s) must check-in at the registration table.
- All drivers must present a valid driver's license at the registration table.
- You may not move your vehicle again until the Parade starts, and at least one driver must remain with the vehicle at all times until the Parade starts.



Parade Staging Area



vehicle arrival

vehicles and marchers

portable toilets

parade



Moment of Silence

- The moment of silence is a moment to honor the people who cannot march in this year's Pride Parade. They include those who are no longer with us because of AIDS and Homophobic Violence, and those who live under oppressive regimes that do not permit Pride marches.
- At exactly 12:00 noon we will expect the entirety of Boylston Street to fall as silent as possible
- Without your help, the moment of silence will not happen.

WE COUNT ON YOU AND YOUR SUPPORT!!



Vehicles Inspection

- All vehicles (floats, cars, vans, buses, trolleys, motorcycles, pedicabs etc...) must be in place by 10am for inspection by the Boston Police Department.
- Vehicles that do not pass the inspection will be removed – and we cannot override a Police decision!
- Make sure to convey the following inspection criteria to all drivers and float builders!
- Inspection Criteria are available on www.BostonPride.org for everyone to download.



Vehicle Inspections

GENERAL CRITERIA

- No hazardous material
- No cylinders of any type
- No containers of any type of gases or fuels
- No gasoline powered generators
- No throwing of candy, beads or any other material from any vehicle in the parade



Vehicle Inspections

DRIVERS

- **All** drivers must **have in possession** a valid driver's license.
- **All** drivers must **have in possession** registration for the vehicle they are operating.
- **All CDL** drivers must be in compliance with the **FMCSA** (Federal Motor Carrier Safety Act).
- **All CDL** drivers must have a current **Medical Card** in possession.
- **The DRIVER is legally responsible for the actions of persons on vehicles and floats.**



Vehicles Inspection

VEHICLES

- **ALL CDL** vehicles must be in compliance with **FMCSA**.
- **ALL** vehicles, trailers and floats must be properly registered.
- **ALL** vehicles must have a valid state inspection.
- **ALL** vehicles including floats must have working brake lights & turn signals.
- **ALL** vehicles including floats must have properly functioning brakes, including air brakes.
- **ALL** floats & trailers must use safety chains.
- **ALL** props on floats & trailers must be properly secured, braced or tied down to prevent movement.



Vehicles Inspection

VEHICLES

- **ALL** floats & trailers must provide adequate safety measures for all riders to prevent falling from platforms. Hand holds for each rider. **NO GOING OFF AND ON TRUCK BEDS or FLOATS!**
- **NO** oversize floats or vehicles. Maximum width of 102". **Maximum length of trailer depends on parade route and is not to exceed 53'**. Only single trailer/float units.
BOSTON PRIDE PARADE 2013: Max Length = 30'
- **NO** vehicles with defective tires
- **NO** vehicles with suspension defects.
- **NO** vehicles with visible fuel leaks.



Vehicles Inspection

VEHICLES

- **NO** overweight vehicles.
- **NO** overloaded vehicles.
- **NO** alcohol on vehicles or floats
- **NO** overheight vehicles.

BOSTON PRIDE PARADE 2013: Max Height = 13'6"

(includes the standees on the float or trailer)

- **NO** staging to be built on trailer bed unless load conforms to State & Federal **Safety** Regulations.
- **NO MUSIC OR NOISE EMANATION WITHIN STAGING AREA.**



Vehicles: En-Route

- Vehicles must stay in order!
- No passing, no stopping, no reversing!
- Parade Group Marshals must ensure a cleared path in front of vehicles, and help Parade Staff keep the crowd from the route.
- In case of mechanical or other problems, vehicles must be pulled off on the right side of the street, and Parade Staff must be notified.
- How to avoid gaps:
 - Make sure the path is cleared at corners
 - Do not slow down before a corner
 - Do not rush after a corner



Parade Destaging

- All marchers must go to the Festival
- All vehicle must exit on Cambridge St
- People in/on vehicle must stay on them until vehicle is parked





Parade Rules

or how to be removed...

- No nudity.
- No alcoholic beverages (open or closed containers).
- No stopping at any time during the Parade route.
- No throwing of items into the crowd (handing out items is ok).
- No amplified sound prior to the parade beginning.
- No revving motorcycles when crowd is close to you.
- No solicitations for donations.
- All participants must follow directions given by Parade Staff and Police.
- All vehicles must pass the Inspection by the Boston Police Department.
- No stopping for photography / group photo / press - no matter who asks!!
- No stopping to do performances: if you want to perform, you must discuss it with the parade coordinator, and keep up the pace!!
- Don't point water guns at Police officers and other officials.
- Don't hold signs, banners with another group's name!
- Don't assume anything! Parade Staff is there to help, please ask us!



Parade Awards

- There are three categories:

Best Float

Best Marching Group

Best Adaptation of the Theme

- Award winners will be announced at the holiday event in December
- If you want to win:
 - Decorate your contingent! Float, vehicle, marchers!
 - Dance, sing, clap, dare to express yourself!
 - Embody our theme:

“Moving Forward Proud, Strong, United”



Questions?

- Don't be shy, all questions are valid!
- Chances are, your questions also apply to other groups!
- Please refer also to the Parade FAQ at the end of this handbook.
- Feel free to send your questions also *via* email to:
parade@bostonpride.org
- A couple of points:
 - Helmets for motorcycles
 - Insurance is required
 - Closest T stations
 - Where to park?
 - Pedi-cabs must be registered
 - Float vs. Not-a-Float
 - Rules and Regulations from Registration Form



Thank You!

And Happy Pride 2013!!

www.BostonPride.org
parade@bostonpride.org



Back Up Slides

Boston Pride Parade Rules and Regulations (Registration Form)



Code of Conduct

When planning your contingent, please consider the diversity of the community and audience at the event. People participate in Boston Pride for many reasons: to celebrate, to make a political statement, to have fun, to showcase their business or group, to include family members, and to show support. The Boston Pride Committee respects everyone's right to express themselves as they choose. The Boston Pride Committee is not a law enforcement agency and does not participate as a law enforcement agency. The Boston Pride Committee does not endorse or encourage illegal behavior by anyone participating in or attending the event. Additionally, the Boston Pride Committee does not support any form of homophobia or attempt to censor freedom of speech or freedom of expression so long as it does not infringe on the rights of others. The Boston Pride Committee is the event permit holder for this event and reserves the right to deny participation and/or registration of any group or individual who may be considered unacceptable to participate by the rules of such permit and the community. The Boston Pride Committee will abide by all Massachusetts laws governing public decency. Any individual or group who violates these laws may be removed from the event by the City of Boston and the Boston Pride Committee.



Rules and Regulations

By submitting your application, you agree to:

- 1. Have two (2) Marshals serve as points of contact between the Parade staff and your group. Marshals are required to attend one Marshal Orientation Meeting prior to the Parade. The representatives from your organization attending the Orientation Meetings must be the same persons who will act as Marshals on the day of the Parade. If that is not the case, your organization will not be allowed to march in the Parade. Marshals must enforce the instructions provided by the Parade staff. Failure to comply with said instructions will result in the removal of your group from the Parade and possible exclusion from future Pride Parades.
- 2. Follow any and all instructions from the Parade staff. Any float, vehicle, or motorcycle, which is operated against instructions, will be removed from the Parade and may be subject to fines and exclusion from future Pride Parades.
- 3. Have at least two (2) volunteers from your organization who will be responsible for walking on each side of each vehicle, motorcycle group, or float to ensure the safety of all involved and alert drivers to potential problems. Failure to provide such volunteers will result in exclusion from the Parade.



Rules and Regulations

By submitting your application, you agree to:

- 4. Have adequate insurance for your vehicles on the day of the Parade. The Boston Pride Committee and the City of Boston are not liable for any accidents or injuries which are due to motor vehicles, floats, or motorcycles. Said insurance must be present with the vehicle on the day of the Parade. All drivers of any vehicles must be duly licensed and show a valid driver's license on the day of the Parade at registration, and to law enforcement officials upon request.
- 5. Have no open or closed containers of alcoholic beverages. If any are discovered, the vehicle and/or its associates will be removed from the Parade.
- 6. Make sure that no object is thrown at spectators and persons in the crowd (including Police Officers) from your group.
- 7. Proceed so as not to impede the orderly flow of the Parade. Groups shall neither move too quickly nor stop unless instructed to. Any vehicle, float, or motorcycle that experiences any mechanical difficulty must pull to the side of the road to allow others to proceed.
- 8. Enter and exit the Parade route as instructed by the Parade staff and the Boston Police Department.



Rules and Regulations

By submitting your application, you agree to:

- 9. Turn off all sound systems between 6:00 am and 11:30 am so as to not interfere with church ceremonies and neighbors in the area. Sound checks should be done prior to staging. If instructed, sound systems must be turned off at any time during the Parade.
- 10. Respect one minute of silence at 12 noon and enforce this respect within your group.
- 11. Refrain from collecting monetary donations along the Parade route. Failure to comply will result in the removal of your group from the Parade and possible exclusion from future Pride Parades.
- 12. Respect the maximum authorized vehicle sizes. Per City of Boston regulations, no vehicle in the Parade is allowed to exceed the following size limits: 8.5 feet in width, 13.5 feet in height (which includes the standees), and 30 feet in length. In addition, only one flatbed is allowed per registered vehicle: combinations of trailers, or flatbed(s) and trailer(s) will not be allowed. See all vehicle rules and regulation at www.bostonpride.org/parade.



Contract Terms

- 1. "Right to Refuse:" Boston Pride reserves the right to refuse any application. Receipt of your application and payment does not imply acceptance of your application. Acceptance in the Parade line-up will be expressly notified by the Boston Pride Committee by email or postal mail once your application and full payment have been received, reviewed and accepted.
- 2. "Right to Dismiss:" Boston Pride reserves the right to refuse and dismiss your contingent's participation in the Parade on the day of the event if any of your vehicles does not satisfy the Parade Vehicle Inspection Criteria established by the Boston Police Department and available on the Pride website, or if your contingent is in clear violation of the Parade Rules and Regulations.
- 3. "Day-Of Fee:" Boston Pride reserves the right to charge you a fee on the day of the Parade if your contingent is different from what you have specified in this application (different number/type of vehicle(s) etc...). This fee is established based on the fee schedule at the date of your first payment.



Contract Terms

- 4. "No Refunds:" All fees paid are non-refundable.
- 5. "True Identity:" You are signing up for who you say you are and cannot sell your spot in the Parade. The organization's name you enter in this application must be that of the group participating in the Parade. You may not give or sell your spot(s) in the Parade without prior written agreement from the Boston Pride Committee. If you are an advertising agency or marketing company registering for one of your clients, you must indicate so. If you plan on displaying advertisers' logos and/or any other such visual displays other than those representing your organization, you must receive prior written approval by the Boston Pride Committee.
- 6. "Single Banner Rule:" This registration is valid for your group and your group only. You may not have signs, banners or any other display in your contingent representing or advertising for entities other than your own group as registered in this application.
- 7. "Finality of Decisions:" All decisions by the Boston Pride Committee are final.



Back Up Slides

Float vs. Not-a-Float

What's a Float?

- It is a vehicle that includes a flatbed platform, or that pulls a flat trailer.
- It is decorated profusely and has people on it.
- Examples:





These are not Floats!

